



# Brass Check Valves

## Technical Features:

- Body in brass.
- O-ring for hexagonal plug in NBR.
- Washer of the side plug in NBR.
- Plate in brass.
- Minimum and maximum working temperatures: -0°C, 90°C.
- Threads: ISO228 (equivalent to DIN EN ISO 228 and BE EN ISO 228).
- Available 3/8" through 2" with NBR seal, 3/8" through 4" with metal seal.



MISURA/SIZE	3/8" (DN 10)	1/2" (DN 15)	3/4" (DN 20)	1" (DN 25)	1 1/4" (DN 32)	1 1/2" (DN 40)	2" (DN 50)
PRESSIONE/PRESSURE	16bar/232psi	16bar/232psi	16bar/232psi	12bar/174psi	10bar/145psi	10bar/145psi	10bar/145psi
CODICE/CODE	1300038G	1300012G	1300034G	1300100G	1300114G	1300112G	1300200G
IMBALLO/PACKING	16/192	16/192	12/96	8/80	5/40	4/32	2/24

NBR seal.

MISURA/SIZE	3/8" (DN 10)	1/2" (DN 15)	3/4" (DN 20)	1" (DN 25)	1 1/4" (DN 32)	1 1/2" (DN 40)	2" (DN 50)	2 1/2" (DN 65)	3" (DN 80)	4" (DN 100)
PRESSIONE/PRESSURE	16bar/232psi	16bar/232psi	16bar/232psi	12bar/174psi	10bar/145psi	10bar/145psi	10bar/145psi	8bar/116psi	8bar/116psi	8bar/116psi
CODICE/CODE	1300038M	1300012M	1300034M	1300100M	1300114M	1300112M	1300200M	1300212M	1300300M	1300400M
IMBALLO/PACKING	16/192	16/192	12/96	8/80	5/40	4/32	2/24	1/16	1/10	1/6

Metal seal.

## Type 130, Swing Check, Soft Seat, BSPP

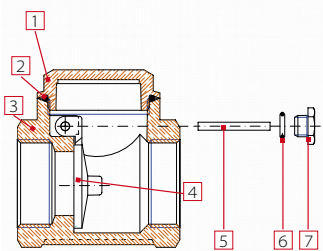
Part Code	Thread	Max. Pressure bar
CV130-38	3/8"	16
CV130-12	1/2"	16
CV130-34	3/4"	16
CV130-1	1"	12
CV130-114	1.1/4"	10
CV130-112	1.1/2"	10
CV130-2	2"	10

## Type 130, Swing Check, Metal Seat, BSPP

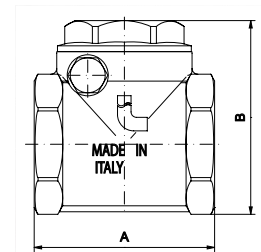
Part Code	Thread	Max. Pressure bar
IT1300-12M	1/2"	16
IT1300-34M	3/4"	16
IT1300-1M	1"	12
IT1300-114M	1.1/4"	10
IT1300-112M	1.1/2"	10
IT1300-2M	2"	10
CV130-212	2.1/2"	8
CV130-3	3"	8
CV130-4	4"	8

## Materials

### Metal Seat

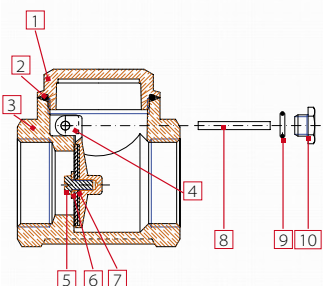


POS.	DESCRIZIONE/DESCRIPTION	Q.TÀ/N.	MATERIALE/MATERIAL
1	Manicotto / End Adapter	1	Ottone/ Brass CW617N
2	Guarnizione / O-ring	1	O-ring / NBR
3	Corpo / Body	1	Ottone stampato / Hot pressed brass CW617N
4	Battente / Batten	1	Ottone stampato / Hot pressed brass CW617N
5	Perno / Pin	1	Ottone/ Brass CW614N
6	Guarnizione / O-ring	1	O-ring / NBR
7	Tappo / Plug	1	Ottone/ Brass CW614N



MISURE / SIZE	3/8"	1/2"	3/4"	1"	1 1/4"	1 1/2"	2"	2 1/2"	3"	4"
A (mm)	43	43	52	62	72	81	94	119	134	169
B (mm)	50	50	59,5	68	77	88	100	128	148	185
PRESS. ATMOSP./WORK. PRESS. KG/CM <sup>2</sup> - Bar	16	16	16	12	10	10	10	8	8	8
PRESS. ATMOSP./PSI LB/WORK. PRESS.	232	232	232	170	140	140	140	110	110	110

### Rubber Seat



POS.	DESCRIZIONE/DESCRIPTION	Q.TÀ/N.	MATERIALE/MATERIAL
1	Manicotto / End Adapter	1	Ottone/ Brass CW617N
2	Guarnizione / O-ring	1	O-ring / NBR
3	Corpo / Body	1	Ottone stampato / Hot pressed brass CW617N
4	Battente / Batten	1	Ottone stampato / Hot pressed brass CW617N
5	Vite / Screw	1	Ottone/ Brass CW617N
6	Rondella / Flat washer	1	Ottone/ Brass UNI EN 1652
7	Guarnizione / Washer	1	NBR
8	Perno / Pin	1	Ottone/ Brass CW614N
9	Guarnizione / O-ring	1	O-ring / NBR

## Certifications

